


PRODUCT CATALOG

Parts and Accessories Reference Guide

SATLOC[®]

www.Satloc.com

2024



Copyright Satloc © (2024), a division of Transland. All rights reserved.

Contents

Section A: Falcon & Falcon Pro	04
Section B: IntelliFlow 3	12
Section C: L8 Lightbar	22
Section D: Satloc Cloud	28
Section E: G4	30
Section F: Bantam	38
Section G: LiteStar IV	44
Section H: IntelliFlow 2	48

Section A

Falcon & Falcon Pro



Kits for Falcon & Falcon Pro

900-5000-000

900-4200-000
900-4300-000
900-4101-000

Falcon Pro with 9" Screen, Complete Kit

Falcon Pro, 9" Screen Kit
Falcon Pro, L8 Lightbar Kit
Falcon Pro, CPU, IMU, Antenna Kit

900-5001-000

900-4201-000
900-4300-000
900-4101-000

Falcon Pro with 7" Screen, Complete Kit

Falcon Pro, 7" Screen Kit
Falcon Pro, L8 Lightbar Kit
Falcon Pro, CPU, IMU, Antenna Kit

900-4000-000

900-4200-000
900-4300-000
900-4100-000

Falcon with 9" Screen, Complete Kit

Falcon, 9" Screen Kit
Falcon, L8 Lightbar Kit
Falcon, CPU, IMU, Antenna Kit

900-4001-000

900-4201-000
900-4300-000
900-4100-000

Falcon with 7" Screen, Complete Kit

Falcon, 7" Screen Kit
Falcon, L8 Lightbar Kit
Falcon, CPU, IMU, Antenna Kit

FALCON & FALCON PRO

Table 1-1: Falcon CPU Mount Parts

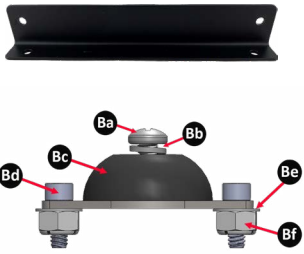





REF	PART NUMBER	DESCRIPTION	
A-1	Kit #710-2001-000	Horizontal Mounting Bracket Kit Brackets Hardware Kit M4 Screw - part Ba Washer, split-lock - part Bb Vibration Isolator - part Bc Bolt, 6-32 x 3/8" - part Bd Washer, - part Be Nut, locking 6-32 - part Bf	
A-2	601-1313-000	(Optional, not included in kits. Dealer may request a template.) Mounting Layout Template for Falcon/IF3 Rack Mount	
A-3	601-1317-000	(Optional, not included in kits. Dealer may request a template.) Mounting Layout Template for Falcon/IF3 Horizontal Mount	

Table 1-2: Falcon Touchscreen Mount Parts & Cables

REF	PART NUMBER	DESCRIPTION	
A-4	806-4403-000 806-4404-000	9" Display 7" Display	
A-5	050-2201-000	Cable, cockpit	
A-6	601-1321-000	Mounting bracket on Air Tractor aircraft for 9" display	

FALCON & FALCON PRO

Table 1-2: Falcon Touchscreen Mount Parts, Continued




REF	PART NUMBER	DESCRIPTION	
A-7	050-2528-000	Cable, display encoder for Falcon Pro	
A-8	050-2545-000	Cable, display encoder for Falcon	
A-9	050-2529-000	Cable, display IO	

Table 1-3: Falcon Cockpit Parts

REF	PART NUMBER	DESCRIPTION	
A-10	710-2006-000	Falcon Display Components Kit	
	For Falcon Pro	Knob, Concentric Encoder Outer Shaft	
	710-2008-000	Knob, Concentric Encoder Inner Shaft (only for Falcon Pro)	
	For Falcon Basic	Cap, Concentric Cap	
A-11	710-2007-000	Falcon Control Component Kit SW STR-Lever (075-4001-000#) Breaker Switch (424-0003-000#)	
A-12	050-2525-000	Cable kit, display to panel USB	

FALCON & FALCON PRO

Table 1-4: A21 GPS Antenna Parts



REF	PART NUMBER	DESCRIPTION	
A-13	150-0056-01	A21, L1 GNSS, LBAND antenna	
A-14	052-0005-000#	Cable, RF-X, TNC(M)-TNC(M), 5M	

Table 1-5: ADS-B In Monopole Antenna Parts










REF	PART NUMBER	DESCRIPTION	
A-15	804-4000-000	Antenna, monopole ADSB-IN	
A-16	050-2522-000	Cable, ADS-B In	

Table 1-6: Cables to Connect to the Falcon CPU

REF	PART NUMBER	DESCRIPTION	
A-17	050-2200-000 or 050-2210-000	Cable, power / relay for Falcon Pro CPU or Cable, power / relay for Falcon Basic CPU	

FALCON & FALCON PRO

Table 1-6: Cables to Connect to the Falcon CPU, Continued

REF	PART NUMBER	DESCRIPTION	
A-18	050-2201-000	Cable, cockpit	
A-19	050-2202-000 or 050-2212-000	Cable, GPIO for Falcon Pro or Cable, GPIO for Falcon Basic	
A-20	050-2203-000 or 050-2213-000	Cable, Comm for Falcon Pro or Cable, Comm for Falcon Basic	
A-21	050-2204-000	Cable, extension jumper to connect Falcon to IF3	
A-22	050-2207-000	Cable, extension jumper to connect Falcon to IF2	
A-23	050-2205-000	Cable, extension 22 to connect Falcon to L8 Lightbar (If connecting to L8 Lightbar)	

FALCON & FALCON PRO

Table 1-6: Cables to Connect to the Falcon CPU, Continued







REF	PART NUMBER	DESCRIPTION	
A-24	050-2522-000	Cable, ADS-B In	
A-25	052-0005-000#	Cable, Antenna - TNC(M)-TNC(M) 5M	
A-26	804-4001-000	Antenna, WIFI, dual band	
A-27	050-2521-000	Cable, extension for WIFI antenna	

Table 1-7: Falcon CPU

REF	PART NUMBER	DESCRIPTION	
A-28	806-1060-000	Falcon CPU	
A-29	806-1061-000	Falcon Pro CPU	

FALCON & FALCON PRO

Table 1-8: Falcon Cable Kits

REF	PART NUMBER	DESCRIPTION	
A-30	880-1060-000	Cable Kit, Falcon (Basic)	Image Unavailable
A-31	880-1061-000	Cable Kit, Falcon Pro	Image Unavailable

Table1-9: Miscellaneous


REF	PART NUMBER	DESCRIPTION	
A-32	82404	Diode This diode provides transient voltage suppression. In other words, it absorbs random and irregular bursts in the voltage. Basically, it shunts those spikes to Ground.	

Table1-10: Additional Feature Unlock Codes for Falcon and Falcon Pro

REF	PART NUMBER	DESCRIPTION
A-33	163-5000-000	FALCON, AUTO DISPERSAL UNLOCK
	163-5001-000	FALCON, PMAP UNLOCK
	163-5002-000	FALCON, BOOM VALVES INPUT UNLOCK

Section B

IntelliFlow 3



SATLOC[®]
INTELLIFLOW 3

Kits for IntelliFlow 3

For your convenience, detailed charts are located on page 14 for IntelliFlow 3 Kits.

IntelliFlow 3

Table 2-1: IF3 New Dry Installation Kits

	Rotary		Contelec Rotary		5Vdc Linear	Externally-Powered 24Vdc Linear
	Standard Hydraulic	Accumulator Hydraulic	Standard Hydraulic	Accumulator Hydraulic		
Falcon	900-3510-02	900-3511-01	900-3512-01	900-3513-01	900-3514-01	900-3515-01
G4	900-3036-000	900-3037-000	900-3060-000	900-3061-000	900-3064-000	900-3066-000

Table 2-2: IF3 Upgrading to Dry from IF3 Liquid Installation for Falcon & G4

	Rotary		Contelec Rotary		5Vdc Linear	Externally-Powered 24Vdc Linear
	Standard Hydraulic	Accumulator Hydraulic	Standard Hydraulic	Accumulator Hydraulic		
Upgrading to Dry from IF3 Liquid	900-3038-000	900-3039-000	900-3062-000	900-3063-000	900-3065-000	900-3067-000

Table 2-3: New Liquid IF3 Installation Kits for Falcon, G4 and Bantam

	1"V, 1"M, 1" Hose	1.5"V, 1.5"M, 1.5" Hose	1.5x2x2"V, Barbed, 1.5x2x2" Blancett Barbed, 2"Hose	2"V, 1.5M, 2"Hose	2"V, 2"M, 2" Hose	2"V, 2"Hose, NO METER	2"V FNPT, 1.5"x2"x2"M MNPT, 2" Hose	2"V, 3"M, 3" Hose	3"V, 3"M, 3" Hose
Falcon	900-3500-01	900-3501-01	900-3502-01	900-3503-01	900-3504-01	900-3505-01	900-3506-01	900-3507-01	900-3508-01
G4	900-3055-01	900-3042-01	900-3053-01	900-3031-01	900-3032-01	900-3132-01	900-3232-01	900-3033-01	900-3068-000
Bantam	900-3056-01	900-3049-01	900-3054-01	900-3046-01	900-3047-01	900-3147-01	900-3247-01	900-3048-01	900-3069-000

Table 2-4: Liquid Upgrade from Dry

	2" Liquid upgrade from Dry, 2"V, 2"M, 2"Hose
Falcon	900-3059-01
G4	900-3059-01

Table 2-5: Liquid Upgrade from Legacy

Falcon	900-3509-01
G4	900-3034-01
Bantam	900-3050-01

Table 2-6: Upgrade from IF2 to IF3

Falcon	900-4509-01
G4	900-4034-01
Bantam	900-4050-01

IntelliFlow 3

Table 2-7: Flow Meters

REF	PART NUMBER	DESCRIPTION	
B-1	750-0046-000	0.5"x1"x1", NPTM	
B-2	750-0122-000	1"x1"x1", NPTM	
B-3	750-0091-222	1.5"x2"x 2", Barbed	
B-4	752-0010-01	1.5"x1.5"x1.5", NPTM	
B-5	752-0015-01	1.5"x2"x2", NPTM	
B-6	752-0011-01	2"x2"x2", NPTM	
B-7	752-0012-01	3"x3"x3", Flange	

IntelliFlow 3

Table 2-8: Valve/Motor

REF	PART NUMBER	DESCRIPTION	
B-8	806-1050-000	1"x1"x1", NPTF	
B-9	806-1025-000	1.5"x2"x2", Barbed	
B-10	806-1033-000	1.5"x1.5"x1.5", Barbed	
B-11	806-1049-000	2"x2"x2", NPTF	
B-12	806-1022-000	2"x3"x 3", Barbed	
B-13	806-1090-000	3"x3"x 3", Flange	

Table 2-9: IF3 Controller Mount Parts

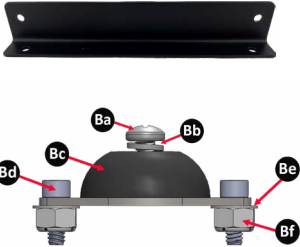





REF	PART NUMBER	DESCRIPTION	
B-14	Kit #710-2001-000	Horizontal Mounting Bracket Kit Brackets Hardware Kit M4 Screw - part Ba Washer, split-lock - part Bb Vibration Isolator - part Bc Bolt, 6-32 x 3/8" - part Bd Washer, - part Be Nut, locking 6-32 - part Bf	
B-15	601-1313-000	(Optional, not included in kits. Dealer may request a template.) Mounting Layout Template for Falcon/IF3 Rack Mount	
B-16	601-1317-000	(Optional, not included in kits. Dealer may request a template.) Mounting Layout Template for Falcon/IF3 Horizontal Mount	

Table 2-10: IF3 Cables and Parts

REF	PART NUMBER	DESCRIPTION	
B-17	050-2204-000	Cable, extension jumper to connect Falcon to IF3	
B-18	050-2509-000	Cable, G4 to IF3	
B-19	050-2508-000	Cable, Bantam to IF3	

IntelliFlow 3

Table 2-10: IF3 Cables and Parts, Continued

REF	PART NUMBER	DESCRIPTION	
B-20	054-0101-000	Cable, IF3 Power	
B-21	050-2503-000	Cable, IF3 Motor	
B-22	050-2500-000	Cable, IF3 Pre-amp Sensor Extension	
B-23	050-2502-000	Cable, IF3 Trim Pressure Switch	
B-24	050-2501-000	Cable, Dry Gate Encoder	
B-25	050-2511-000	Cable, IF2 to IF3 Conversion	
B-26	121-0004-000	3-Pin Flowmeter Sensor	

IntelliFlow 3

Table 2-10: IF3 Cables and Parts, Continued

REF	PART NUMBER	DESCRIPTION	
B-27	750-0110-03 (1") or 750-0109-03 (2") or 750-0107-03 (3")	Aviation Hose (1x19.75 of 1", 2" or 3")	
	682-1053-222 (2.25") or 682-1054-222 (2.75") or 682-1056-222 (3.75")	Hose Clamp (2.25", 2.75", or 3.75")	
	075-0035-222	Boom Pressure Switch	
B-30	Kit #711-1001-01	Terminal Ring	
		IF System Control Label	
B-31	424-0004-222	Power Switch/Circuit Breaker	
B-32	075-3022-000	Security Switch	

IntelliFlow 3

Table 2-10: IF3 Cables and Parts, Continued

REF	PART NUMBER	DESCRIPTION
B-33	121-0033-01	Pressure Transducer



Table 2-11: IF3 Controller and Control Panels

REF	PART NUMBER	DESCRIPTION
B-34	806-5002-000	IF3 Controller
B-35	#27676	Control Panel for Standard Hydraulic Gate
B-36	#27677	Control Panel for Accumulator Hydraulic Gate



Table 2-12: Flow Meter Repair Kits



REF	PART NUMBER	DESCRIPTION	
B-37	711-0002-01	Flowmeter Repair Kit, TURBINES INC 1.5"	
B-38	711-0011-01	Flowmeter Repair Kit, TRIMEC 2" (for 752-0011-01 or 750-0094-222)	

Table 2-13: Valve Repair Kits

REF	PART NUMBER	DESCRIPTION
B-39	710-0120-000	VALVE REPAIR KIT, 2" SHARPE VALVE
	710-0132-000	VALVE REPAIR KIT, 2" KZ VALVE
	710-0140-000	VALVE REPAIR KIT, 1.5" SHARPE VALVE

Section C

L8 Lightbar



Kits for L8 Lightbar

900-4300-000

806-4400-000
710-0031-000
050-2205-000

L8 with Falcon (9" or 7" Screen) Complete Kit

L8 Lightbar, Falcon
L8 Lightbar Mounting Kit
Cable, Extension 22', Falcon

900-4301-000

806-4401-000
710-0031-000
050-2209-000

L8 with G4 (9" or 7" Screen) Complete Kit

L8 Lightbar, G4
L8 Lightbar Mounting Kit
Cable, L8, G4, 90 Degrees

900-4302-000

806-4402-000
710-0031-000
050-2537-000

L8 with Bantam (9" or 7" Screen) Complete Kit

L8 Lightbar, Bantam
L8 Lightbar Mounting Kit
Cable, L8, Bantam, 90 Degrees

L8 Lightbar

Table 3-1: L8 Lightbar Main Install Parts

REF	PART NUMBER	DESCRIPTION	
C-1	806-4400-000	L8 for Falcon GPS	
	806-4401-000	L8 for G4 GPS	
	806-4402-000	L8 for Bantam GPS	
C-2	602-1014-000	Lightbar brackets, standard, 5.25"	
	602-1012-000	Lightbar brackets, short, 3"	
	602-1016-000 (RH) & 602-1017-000 (LH)	Lightbar brackets, Wingman, 7.5" (RH and LH)	
C-3	602-1018-000	Top bracket	
C-4	*80011	Bolt, #10-32 x 21/32"	
	*80570	Nut, #10-32	
	*81219	Washer, #10-32	
C-5	*80922	Screw, #10-32 x 5/8"	
	*81202	Washer, Internal Lock, #10-32	
C-6	*80013	Bolt, #10-32 x 25/32"	
	*80570	Nut, #10-32	
	*81219	Washer, #10-32	
	*601-1045-000	Backing plate	
C-7	*86071 OR * 86436	Adel clamp	
	*80007	Bolt, #10-32 x 17/32"	
	*80570	Nut, #10-32	
	*81219	Washer, #10-32	

*Part of Hardware Kit P/N 710-2003-000

L8 Lightbar

Table 3-1: L8 Lightbar Main Install Parts, Continued




REF	PART NUMBER	DESCRIPTION	
C-8	050-2205-000	L8 Lightbar cable for Falcon	
C-9	050-2209-000	L8 Lightbar cable for G4, 90 Degrees	
C-10	050-2537-000	L8 Lightbar cable for Bantam, 90 Degrees	

Table 3-2: L8 Lightbar Sub Parts

REF	PART NUMBER	DESCRIPTION
C-11	050-2513-000	CBL, L8 INTERNAL FALCON
	485-2125-000	LBL, MODEL, BLUE, LEFT-SIDE, L8
	485-2126-000	LBL, MODEL, BLUE, RIGHT-SIDE, L8
	601-1220-000	SUPPORT PLATE, GORE VENT
	601-1229-000#	LENS, POLARIZED
	601-1230-000#	LENS SUPPORT PLATE
	601-1305-000	PLATE, BOTTOM, L8 FALCON
	602-1111-000#	BRACKET, PCB MOUNT
	602-1126-000#	BRACKET, PCB MOUNT, L7, TYPE-3
	627-1211-000	ENCLOSURE MACHINED, L8
	675-1213-000	SCR, MACH, 6-32, 3/8", TPHC, SS-TL
	675-1222-000	SCR, MACH, 4-40, 1/4", TFH, SS-THRD
	675-1250-000#	SCR, MACH, 2-56, 1/4", PPHC, SS

L8 Lightbar

Table 3-2: L8 Lightbar Sub Parts, Continued

REF	PART NUMBER	DESCRIPTION
C-11	675-1257-000#	SCR, MACH, 6-32, 3/8", TFH, 18-8SS
	676-1007-000	NUT, HEX, 4-40, SS, NYL INSRT
	676-3003-000	NUT, 2-56, 3/16, SS
	678-1004-000#	WSHR, LOC, HEL, #2, SS
	680-1123-000#	STNDOFF, 1/8" HEX, F-F, 2-56, 3/8", SS
	681-1051-000	VENT, MEMBRANE, VE8, ADHESIVE
	681-1200-000	O-RING, SEAL, L8
	683-1136-000#	PAD, NEOPRENE-BLEND
	683-1158-000#	GASKET, LENS, LIGHTBAR
	725-2024-000	PCA, POWER/PROCESSOR, L8/H8
	725-2025-000	PCA, LED RED, L8
	601-1304-000	PLATE, BOTTOM, L7 & L8 BANTAM
	050-2514-000	CBL, L8 INTERNAL, G4 / LSIV
	050-2515-000	CBL, L8 INTERNAL, BANTAM
	050-2524-000	CBL, L7 G4 TO L8 G4, 90 DEGREES
	050-2523-000	CBL, L7 BANTAM TO L8 BANTAM, 90 DEGREES


3-3: L8 Manual

REF	PART NUMBER	DESCRIPTION
C-12	875-3006-000	MNL, INSTALL GUIDE, L8 LIGHTBAR

L8 Lightbar

Section D

Satloc Cloud



Satloc Cloud

Satloc Cloud is a web-based interface system that manages aircraft tracking and wireless data transfer using cutting-edge technology. The Satloc G4 automatically receives files needed to rapidly move to the next job while still in the air, saving time and fuel. Application logs are automatically sent to the Satloc Cloud without pilot interaction, adding ease and efficiency. Direct data communication is available with 3rd party billing and management companies, harmonizing aircraft and billing operations.

- 163-4007-000: Satloc Cloud Annual Subscription, Per Aircraft

Section E

G4



SATLOC[®]
G4

G4 GPS System Warranty & Service Dates

In light of the evolving landscape of supply chain dynamics, we at Transland have had to make some adjustments to our product offerings. As of September 2022, we've transitioned the Satloc G4™ into retirement due to the unpredictable availability of certain electrical components.

We understand the importance of reliability and support for our products, which is why we're committed to honoring a 12-month warranty on all new G4 units. Additionally, we've set a tentative end-of-repair date for December 31, 2023. However, we want to assure you that our team is dedicated to utilizing our existing inventory to provide service to our valued customers for as long as we are able.

The components used in the G4 were at the forefront of technology over a decade ago, and while their availability has become less consistent, we are making every effort to source the necessary circuit boards and continue our support wherever possible.

We also continue to offer comprehensive reference materials to assist in integrating the G4 with various Transland products, such as the Meterate, Transland HYD gate, and Transland Electric gate. We appreciate your understanding and are here to support you through this transition. Thank you for your continued partnership with Transland.

Warranty	12 Month Warranty
End of Repair Date	December 31, 2023 <small>(Please see details in above statement)</small>
End of Support Date	December 31, 2027

Table 4-1: G4 Sub Kits

REF	PART NUMBER	DESCRIPTION
E-1	900-1049-000	G4 7" Screen Kit
	900-1050-000	G4 9" Screen Kit
	900-4301-000	G4 L8 Lightbar Kit
	900-1057-000	G4 CPU, Antenna, USB Hub Kit

Table 4-2: G4 Screens

REF	PART NUMBER	DESCRIPTION
E-2	054-0140-000#	CBL, VIDEO, PWR/DATA, VGA, G4
	806-4406-000	SATLOC 7" DISPLAY TOUCH SCREEN (new design)
	806-4405-000	SATLOC 9" DISPLAY TOUCH SCREEN (new design)

Table 4-3: L8 and L7 Lightbar Kit Parts

REF	PART NUMBER	DESCRIPTION
E-3	051-0298-000#	CBL, LIGHTBAR, G4 (straight)
	050-2524-000	CBL, Short 90°
	050-2209-000	CBL, Long 90°
	710-0029-002	L7 LIGHTBAR MOUNTING KIT
	806-4401-000	L8 LIGHTBAR FOR RED
	710-0031-002	L8 MOUNTING KIT
	710-0032-002	L8 WINGMAN MOUNTING KIT

Table 4-4: G4 Cables and Antenna Parts

REF	PART NUMBER	DESCRIPTION
E-4	051-0299-000#	CBL, COM PORTS/PWR, GR
	051-0301-000#	CBL, GPIO, G4
	052-0005-000#	CBL, RF-X, TNC(M)-TNC(M), 5M
	054-0139-000#	CBL, POWER/RELAY, G4
	150-0056-01	ANT, A21, 1.525-1.614GHz, 7X13CM DIA
	053-0093-000#	CBL, RF, MCX(M)-TNC(F), 457MM
	054-0148-000#	CBL, GND WIRE, Q-D, 2PRT
	055-0110-000#	CBL, MOD, USB PANEL, MNT, G4
	055-0111-000#	CBL, LEDS, TRI-COLOR, G4
	132-0166-000#	SATA DRIVE, PROGD G4 PORTWELL (1052) C DRIVE
	132-0167-000#	SATA DRIVE, PROGD G4 PORTWELL (1052) D DRIVE
	601-1220-000	SUPPORT PLATE, GORE VENT
	601-1247-000#	PLATE, LOWER, SLIDE, G4, VIB, MOUNT
	601-1248-000#	PLATE, UPPER, SLIDE, G4, VIB, MOUNT
	602-1100-000#	BRKT, SLIDE TRAY, VIB MOUNT
	602-1107-000#	BRKT, HOLDDOWN, SX2, G4
	602-1109-000	BRKT, HOLDDOWN, SATA, G4
	675-0002-004	SCR, MACH, 4-40, 1/4", PPHC, SS
	675-0151-000#	DUSTCAP, PNL MNT USB, SPLASHPROOF
	675-1019-000	SCR, MACH, 8-32, 5/16", PPHC, SS
	675-1086-000#	SCR, MACH, 10-32, 1/2", PPHC, SS
	675-1186-000	SCR, MACH, 8-32, 3/4", PPHC, SS
	675-1220-000#	SCR, MACH, M4-0.7x8MM, PPH, SS
	675-1232-000#	SCR, MACH, M2-5-0.45x20MM, PPH, SS
	675-1240-000#	SCR, CAPTIVE, 10-32, 1", PFHC, SS
	676-0027-000	MT, VIB CONTROL ISOLATOR, 5.5LB, NEO
	676-1007-000	NUT, HEX, 4-40, SS, NYL INSRT
	676-1063-000	NUT, HEX, M2.5, SS, 1.6MM THK

Table 4-4: G4 Cables and Antenna Parts, Continued

REF	PART NUMBER	DESCRIPTION
E-4	678-1038-000#	WSHR, LOCK, INT, #10, SS
	678-1052-000	WSHR, SPLIT-LOCK, #8
	678-1067-000#	WSHR, LCK, INT, #4, SS
	678-1082-000	WSHR, LCK, INT, M2.5, SS
	678-1099-000#	WSHR, SPLIT-LOCK, #10, SS
	680-0007-000	STNDOFF, HEX, M-F, 4-40, 5/16, SS
	680-1110-000#	STNDOFF, 4.5HEX, M-F, 2.5 x 0.45 8MM, SS
	680-1112-000#	STNDOFF, 3/16HEX, M-F, 4-40, 1-3/4IN, SS
	680-1113-000#	STNDOFF, 3/16HEX, M-F, 4-40, 2IN, SS
	681-1051-000	VENT, MEMBRANE, VE8, ADHESIVE, ID8MM
	683-1136-000#	PAD, NEOPRENE-BLEND
	685-0022-000#	PAD, THERMAL, 1MM THK, G4
	725-1383-000#	PCA, SX2, ADAPTER, G4
	725-1526-000#	PCB,I/O, G4 V2
	725-1527-000#	PCA, PROCESSOR, G4 V2
	750-1170-000#	SBC, COM EXPRESS-i7 ASSY (PORTWELL)
	750-1174-000	SBC, PCOM B630VG, 4700EQ-i7, ASSMBLY
750-6015-000	WIFI ADAPTER	
880-1040-000	CABLE KIT	

Table 4-5: G4 USB HUB Parts

REF	PART NUMBER	DESCRIPTION
E-5	051-0295-000#	CBL, USB, TYPE-A, 5M
	051-0296-000#	CBL, USB, TYPE-A, 3M
	710-0119-000	USB HUB KIT
	054-0142-000#	CBL, PWR, USB HUB G4
	805-0012-000#	ASSY, USB HUB, G4

Table 4-6: G4 Cockpit Parts

REF	PART NUMBER	DESCRIPTION
E-6	880-1041-000	G4 COCKPIT PARTS KIT
	075-0033-000#	ENCODER, OPTICAL, 2CH, 5V, 600EN-128, CBM DIMMER
	075-3022-000#	SW, TGL, SPST, 12A, ON-OFF, SCR, TERM
	075-4001-000#	SW STR-LEVER SPDT MOM CONT
	075-4002-000	SW PNL PSH SPDT 125V 6A RB
	400-0127-000#	CONN, RECPT, USB-A, PNL MNT W/COVER
	520-0021-01	USB THUMBDRIVE, 16GB SANDISK
	601-1226-000#	PANEL, PWR, DIMMER, G4
	675-0152-000#	COVER, USB FLASHDRIVE, SPLASHPROOF
	679-1010-000#	KNOB, 1/4"SHAFT, 3/4"DIA x .62HT, ALUM, BLK, DIMMER

Table 4-7: G4 Manual / Guides

REF	PART NUMBER	DESCRIPTION
E-7	875-0307-000	MNL, INSTALL GUIDE G4
	875-0313-000	MNL, QUICK REF, G4 INTELLITRAC BOOK

Table 4-8: G4 Additional Features Unlock Codes

REF	PART NUMBER	DESCRIPTION
E-8	163-0006-000	CODE UNLOCK "SPRAY OFF"
	163-0007-000	CODE UNLOCK "FIRE DRY GATE"
	163-0008-000	CODE UNLOCK "PMAP VR"
	163-3002-000	CODE UNLOCK " DUAL FLOW CONTROL"
	163-3003-000	CODE UNLOCK "AIMMS20"
	163-3009-000	CODE UNLOCK "IF2/3 DRY "
	163-3010-000	CODE UNLOCK " IF2/3, METERATE, DRY"

Table 4-8: G4 Additional Features Unlock Codes, Continued

REF	PART NUMBER	DESCRIPTION
E-8	163-4007-000	SATLOC CLOUD ANNUAL SUBSCRIPTION, PER AIRCRAFT

Table 4-9: G4 Extra Parts for Satloc Cloud (WIFI for Cloud)

REF	PART NUMBER	DESCRIPTION
E-9	725-3018-000#	PCA, FLEX, CBL, CIRC. 12PIN-14PIN, L7

G4

Section F

Bantam



BANTAM

Bantam GPS System Warranty & Service Dates

Due to the ongoing supply issues for electrical parts, Transland must retire the G4 and Bantam CPUs. The end of repair date is December 31, 2023. However, we will continue to sell parts as long as those are available. Unfortunately, due to the date these systems were first launched, many of those technology parts are outdated and no longer being manufactured. Multiple electronic parts are unavailable.

Warranty	12 Month Warranty
End of Repair Date	December 31, 2023 <small>(Please see details in above statement)</small>
End of Support Date	December 31, 2027

Table 5-1: Bantam Sub Kits

REF	PART NUMBER	DESCRIPTION
F-1	900-1047-000	Bantam 7" Screen Kit
	900-1048-000	Bantam 9" Screen Kit
	900-4302-000	L8 LIGHTBAR KIT

Table 5-2: Bantam Display Screens

REF	PART NUMBER	DESCRIPTION
F-2	051-0326-000#	CBL, VIDEO, SIGNET LCD, BANTAM
	806-4406-000	SATLOC 7" DISPLAY TOUCH SCREEN (new design)
	806-4405-000	SATLOC 9" DISPLAY TOUCH SCREEN (new design)

Table 5-3: Bantam Display Screens

REF	PART NUMBER	DESCRIPTION
F-3	051-0022-001	CBL, LIGHTBAR
	050-2523-001	CBL, Short 90°
	050-2537-001	CBL, Long 90°
	806-4402-000	L8 LIGHTBAR, FOR BANTAM
	710-0031-002	L8 LIGHTBAR MOUNTING KIT
	710-0032-002	L8 WINGMAN LIGHTBAR MOUNTING KIT

Table 5-4: Bantam, CPU, Antenna Kit

REF	PART NUMBER	DESCRIPTION
F-4	051-0244-000#	CBL, GPIO, BANTAM
	052-0005-000#	CBL, RF-X, TNC(M)-TNC(M), 5M
	150-0056-01	ANT, A21, 1.525-1.614GHz, 7X13CM DIA
	726-1096-000#	ASSY, HARNESS, BANTAM

Table 5-4: Bantam, CPU, Antenna Kit, Continued

REF	PART NUMBER	DESCRIPTION
F-4	880-1031-000	KIT, M3 BANTAM PARTS/PLATE MOUNT

Table 5-5: Bantam CPU Parts

REF	PART NUMBER	DESCRIPTION
F-5	053-0048-001	CBL, RF, MCX(M) - TNC(F), 203MM NET
	054-0125-000#	CBL, PWR, DIMMER, BANTAM
	054-0126-000#	CBL, PANEL, PWR, BANTAM
	055-0095-000#	CBL, TRI-COLOR LED, HARNESS, BANTAM
	055-0096-000#	CBL, USB PORT, INTERFACE BANTAM
	056-0047-000#	CBL, PWR, INTERFACE , BANTAM
	132-0154-001#	CF CARD, BANTAM, PRE-PROG
	627-1076-000	PLATE PNL BANTAM WMA
	675-0002-004	SCR, MACH, 4040, 1/4", PPHC, SS
	675-0016-000#	DUST CAP MULTI CON X 4295
	675-0017-000#	DUST CAP MAXI-CON-X 14295
	675-0127-000#	DUST, CAP, BLK, WATERPROOF
	675-1025-000#	SCR, MACH, 4-40, 3/8" PPHC, SS
	675-1036-000#	SCR, MACH, 8-32, 1/2", PPHC, SS
	676-1007-000	NUT, HEX, 4-40, SS, NYL INSRT
	676-1018-000	NUT 8-32 HEX SELF LOCK SS
	678-1010-000	WSHR FLT #8 SS
	678-1067-000#	WSHR, LCK, INT, #4, SS
	679-1012-000#	KNOB, THUMBSCREW, 6-32X9/16", SLOTTED, NYL
	680-0007-000	STNDOFF, HEX, M-F, 4-40, 5/16, SS
	680-1019-000#	STNDOFF, HEX, 3/16, 4-40X5/8, SS

Table 5-5: Bantam CPU Parts, Continued

REF	PART NUMBER	DESCRIPTION
F-5	680-1096-000#	STNDOFF, 1/4HEX, F-F, 6-32, 3/4", NYL
	720-0056-000#	FAN, MOD, 40X40X6MM, 2P
	725-1364-000#	PCA, POWER, BANTAM
	725-1365-000#	PCA, INTERFACE, BANTAM
	725-1366-000#	PCA, I/O, BANTAM
	726-1096-000#	ASSY, HARNESS, BANTAM
	750-1092-000#	SDRAM, 512MB, 64MX8, DDR400, SODIMM
	C400-1001-000#	QUICK CONNECT .250 MALE
	C700-0016-000	CABLE CLAMP SPANEUR 6/6 NYLON

Table 5-6: Bantam Mounting Parts

REF	PART NUMBER	DESCRIPTION
F-6	880-1031-000	BANTAM PARTS/PLATE MOUNT KIT
	051-0234-000	CBL, USB-EXTENDER, TYPE A M/M, 5M
	075-4001-000#	SW STR-LEVEL SPDT MOM CONT
	075-4002-000	SW PNL PSH SPDT 125V 6A RB
	400-0127-000#	CONN, RECPT, USB-A, MNT W/COVER
	675-0128-000#	DUST, CAP, FLASHDRIVE, BLK, WATERPROOF
	750-1079-000	USB THUMBDRIVE, 2GB

Table 5-7: Bantam Manuals / Guides

REF	PART NUMBER	DESCRIPTION
F-7	875-0342-000	MNL, QUICK REF, BANTAM AIRTRAC
	876-0255-000	MNL, IG, BANTAM, (DOCUMENT BOOK)

Table 5-7: Additional Features Unlock Codes

REF	PART NUMBER	DESCRIPTION
F-7	163-3007-000	UNLOCK CODE "AG LASER"

Table 5-8: Bantam Auxiliary Parts

REF	PART NUMBER	DESCRIPTION
F-8	427-0056-01	BATT, CMOS, AAEON SBC
	725-3019-000#	PCA, FLEX CBL, CIRC. 15PIN-15PIN, L7

Section G

LiteStar IV



LITESTAR IV™

Kits for LiteStar IV

900-2019-000

900-2017-000

900-2018-000

LiteStar IV Complete Kit

LiteStar IV Controller Kit

LiteStar IV L7 Lightbar Kit

LiteStar IV

Table 6-1: LiteStar IV Sub Kits

REF	PART NUMBER	DESCRIPTION
G-1	900-2017-000	LiteStar IV Controller Kit
	900-2018-000	LiteStar IV L7 Lightbar Kit

Table 6-2: LiteStar IV Kit Parts

REF	PART NUMBER	DESCRIPTION
G-2	806-1051-000#	LITESTAR IV CONTROLLER
	051-0414-000#	CBL, PWR, GPIO, LSIV
	052-0005-000#	CBL, RF-X, TNC(M)-TNC(M) 5M
	075-4001-000#	SW STR-LEVER SPDT MOM CONT
	075-4002-000	SW PNL PSH SPDT 125V 6A RB
	150-0056-01	ANT, A21, 1.525-1.614GHz, 7X13CM DIA
	675-1036-000#	SCR, MACH, 8-32, 1/2" PPHC, SS
	676-1018-000	NUT 8-32 HEX SELF LOCK SS
	678-1010-000	WSHR FLT #8 SS
	750-1079-000	USB THUMBDRIVE 2GB

Table 6-3: LiteStar IV Manuals / Guides

REF	PART NUMBER	DESCRIPTION
G-3	875-0360-000	MNL, QUICK REF, LITESTAR IV
	876-0259-000	INSTALLATION PROCEDURE, LITESTAR IV

Table 6-4: L7 Lightbar Kit Parts

REF	PART NUMBER	DESCRIPTION
G-4	051-0298-000#	CBL, LIGHTBAR
	806-2023-000#	LITESTAR IV LIGHTBAR
	710-0029-002	L7 LIGHTBAR MOUNTING KIT

Section H

IntelliFlow 2



SATLOC
INTELLIFLOW2TM

IntelliFlow 2 Warranty & Service Dates

Due to the ongoing supply issues, Transland needs to retire IntelliFlow 2. The end of repair date is December 31, 2023. However, we will continue to sell parts as long as those are available. Unfortunately, since this system was first launched, many technology parts are outdated and no longer being manufactured. Multiple electronic parts are unavailable.

Warranty	12 Month Warranty
End of Repair Date	December 31, 2023 (Please see details in above statement)
End of Support Date	December 31, 2027

IntelliFlow 2

Table 7-1: Flow Meters

REF	PART NUMBER	DESCRIPTION	
H-1	750-0046-000	0.5"x1"x1", NPTM	
H-2	750-0122-000	1"x1"x1", NPTM	
H-3	750-0091-222	1.5"x2"x 2", Barbed	
H-4	752-0010-01	1.5"x1.5"x1.5", NPTM	
H-5	752-0015-01	1.5"x2"x2", NPTM	
H-6	752-0011-01	2"x2"x2", NPTM	
H-7	752-0012-01	3"x3"x3", Flange	

IntelliFlow 2

Table 7-2: Valve/Motor

REF	PART NUMBER	DESCRIPTION	
H-8	806-1050-000	1"x1"x1", NPTF	
H-9	806-1025-000	1.5"x2"x2", Barbed	
H-10	806-1033-000	1.5"x1.5"x1.5", Barbed	
H-11	806-1049-000	2"x2"x2", NPTF	
H-12	806-1022-000	2"x3"x 3", Barbed	
H-13	806-1090-000	3"x3"x 3", Flange	

IntelliFlow 2

Table 7-3: IntelliFlow 2 Parts

REF	PART NUMBER	DESCRIPTION
H-14	051-2207-000	CBL, EXTENSION IF2 - FALCON
	051-0173-000	CBL, EXT, ULV PRE-AMP SENSOR
	051-0403-000	CBL, IF2 SERIAL, BANTAM
	051-0404-000	CBL, IF2, CAN G4
	051-0405-000#	CBL, IF2, TRIM, PRESS SW/TRANS
	054-0101-000	CABLE, POWER, 15FT FF
	054-0111-222	CABLE ASSY INTELLIFLOW MOTOR 20FT
	054-0225-000	CABLE IF2 LIQUID/DRY
	075-0035-222	PRESSURE SWITCH
	121-0004-000	SNSR, MAG.PICK-UP, LOW-FLOW
	424-0004-222	CIRCUIT BREAKER, 10A TOGGLE
	522-1000-000	SS BUSHING 5/8"L x 3/4" OD .049 WALL
	682-1053-222	HOSE CLAMP, 2 1/4" MAX, EMBOSSED
	682-1054-222	HOSE CLAMP 2.75" MAX EMBOSSED
	750-0109-03	HOSE, AVIATION 2" ID x 19.75"
	750-0110-03	HOSE, AVIATION 1.5IN. ID x 19.75"
	752-0010-01	FLOWMETER, THREADED 1.5" TURBINES W/O SENSOR
	752-0011-01	FLOWMETER, THREADED 2" TRIMEC W/O SENSOR
752-0012-01	FLOWMETER, TURBINE, 3", FLNG, W/O SENSOR	

Table 7-4: IntelliFlow 2 Valve Motor Parts

REF	PART NUMBER	DESCRIPTION
H-15	806-1033-000	VALVE/MOTOR ASSY 1.5 x 1.5 x 1.5
	675-2035-222	BOLT, M6X12, HHC, DRILLED, HD, SS
	750-0120-000	VALVE, 1.5" BALL, THREADED, 1.75" ID, SS
	750-0121-000	BARB, 1.5" HOSE, 1.75" OD THREADED, SS
	750-0171-000	MOTOR ASSEMBLY INTELLIFLOW 2
	054-0108-222	CABLE, EXTL, SUB-ASSEMBLY,MOTOR, IF2
	806-1049-000	VALVE MOTOR ASSY 2" INTELLIFLOW 2

IntelliFlow 2

Table 7-5: IntelliFlow 2 Valve Repair Kits

REF	PART NUMBER	DESCRIPTION
H-16	710-0120-000	VALVE REPAIR KIT, 2" SHARPE VALVE
	710-0132-000	VALVE REPAIR KIT, 2" KZ VALVE
	710-0140-000	VALVE REPAIR KIT, 1.5" SHARPE VALVE

Table 7-6: IntelliFlow 2 Valve Repair Kits

REF	PART NUMBER	DESCRIPTION
H-17	711-0002-01	FLOWMETER REPAIR KIT, TURBINE 1.5"
	710-0011-01	FLOWMETER REPAIR KIT, TRIMEC 2" (for 752-0011-01 or 750-0094-222)

Table 7-7: IntelliFlow 2 Hardware Kit

REF	PART NUMBER	DESCRIPTION
H-18	711-0001-01	INTELLIFLOW 2 HARDWARE KIT
	405-0033-000	TERM, RING, #10, 16-14AWG
	486-1113-222	LBL, KIT, SWITCH, INTELLIFLOW 2
	512-0081-01	BOLT, AN
	516-0062-01	WASHER, LOCKING
	516-0063-01	WASHER
	518-0054-01	NUT, LOCKING

Table 7-8: IntelliFlow 2 Auxiliary Cables

REF	PART NUMBER	DESCRIPTION
H-19	051-0163-222	CABLE INTELLIFLOW AUXILIARY
	051-0300-000#	CBL, FLOW, DRY/LIQUID, G4
	051-0407-000	CABLE, CAN IF2 G4 TRANSLAND

Notes

Notes



SATLOC®

A division of



Technical Support

To find an authorized dealer near you, visit www.satloc.com.

Satloc

support@satloc.com

Call or Text 833-4-Satloc

(833) 472-8562

www.satloc.com

1206 Hatton Rd.

Wichita Falls, TX 76302

www.Satloc.com